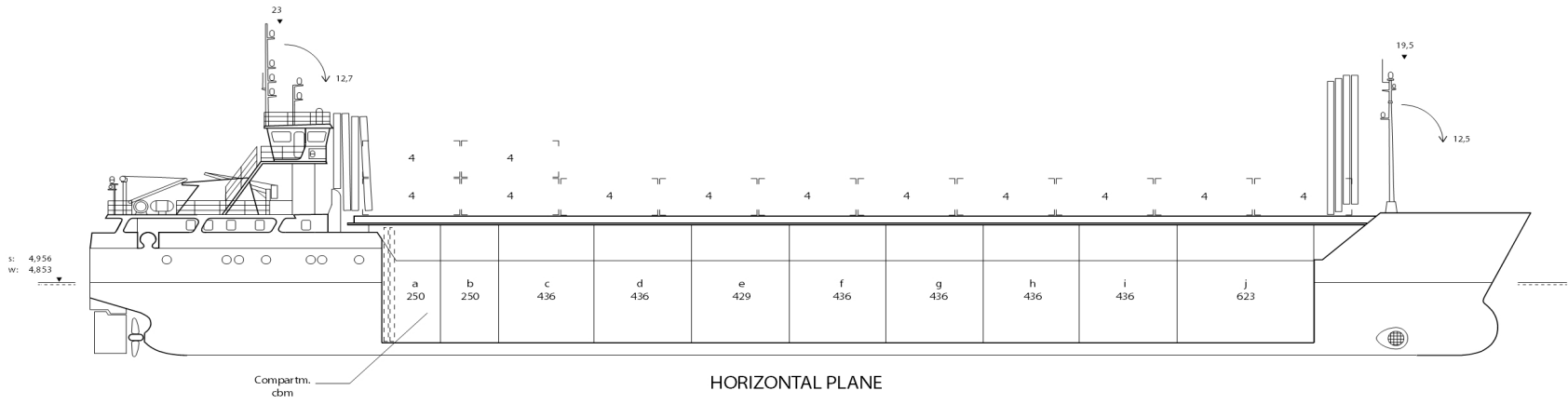





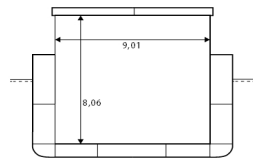
Wilson Dordrecht



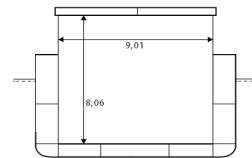
HORIZONTAL PLANE



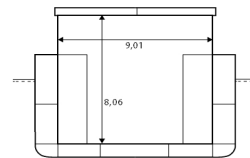
VERTICAL PLANE



AFT. CARGO BHD



MIDSHIP SECTION



FORW. CARGO BHD

Wilson Dordrecht

If not otherwise specified :
Dist/Dim in meters
Weights in m.tones

All details given in good faith without any guarantee

Ex.
IMO NO
CALL SIGN
BUILD
FLAG

Kine
9145140
8PAR2
1996
Barbados

Builders Komarno, Slovakia

Classification DNV GL / + 100 A5 E General cargo ship with Double hull Equipped for carriage of Containers DBC SOLAS-II-2 Reg.19 G + MCE AUT

Length oa 88.56

Breadth mld 11.35

Depth mld 6.4

Draft summer 4.956

Deadweight summer draft 3006

Draft winter 4.853

Deadweight winter draft 2908

Gross tonnage 2061

Net tonnage 1161

Immersion(load draft) TPC 9.6

Mean draft of ship in heavy ballast 3

Distance from forward end of No.1 Hatch to aft end of last hatch 57.5

Hatch type MacGregor

Container (TEU) capacity Hold / Deck 72 / 48

Max permissible load on deck/hatch-cover, mt/sqm 1.6

Max permissible load on tanktop, mt/sqm 12

Max air draft - 1 19.5

Max air draft - 2 9.5

Water ballast capacity 1152

MGO Capacity (Cbm) 135

IFO Capacity (Cbm) 0

Service speed, knots 9

Cargo gear No

Bow thruster 175 kW, Yes

Boxed Yes

Open hatch Yes

Rhine fitted Yes

Ammonium Nitrate fitted Yes

FeSi fitted No

Keel to top antenna fwd/aft 19.5 / 23

Keel to top antenna fwd/aft - lowered mast 12.5 / 12.7

Remarks:

NAABSA
Two moveable bulkheads

Hatch details:

- a : Distance from waterline fully ballasted to top of hatch coamings
- b : Distance from waterline fully loaded to top of hatch coamings
- c : Distance from tank top to top of hatch coamings
- d : Max permissible loading on hatch covers
- e : Distance from ship's rail to inside hatch coamings
- f : Height of hatch coamings
- g : Hatch opening
- h : No. of Loadingholes on hatchcovers X diameter in mm

Htch#	a	b	c	d	e	f	g	h
1	6	4	8.06	1.6	0.87	2.47	57 x 9.01	0 x 0

Hold #	Bale		Grain		Hold dimensions
	cbm	cbft	cbm	cbft	
1	4168	147192	4156	146768	57.5 x 9.01 8.06

Communication

Type	No
------	----

Phone +47 91132176

Email w-dordrecht@wilsonfleet.no

Compartments	A	B	C	D	E	F	G	H	I	J	K	L	M	N	O	P
	499	436	436	428	436	436	436	436	622	0	0	0	0	0	0	0