

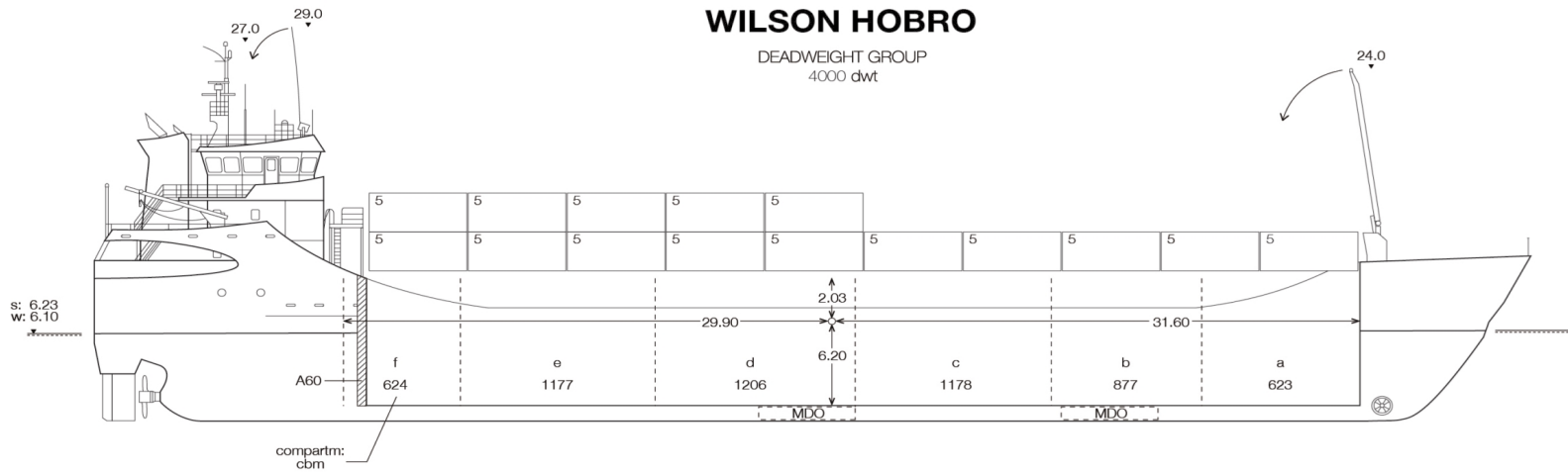
WILSON

• THE PREFERRED CARRIER •

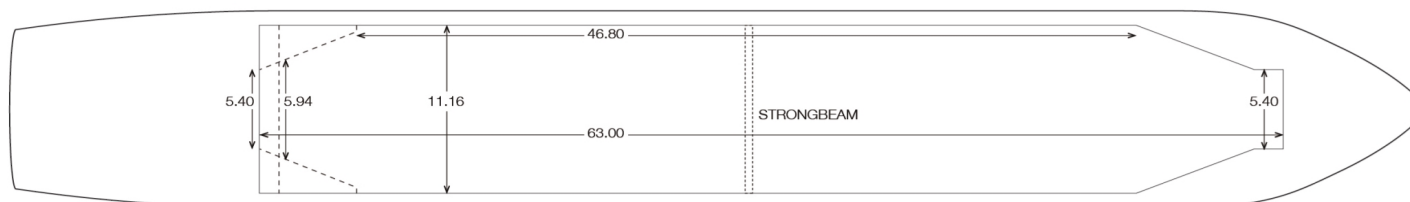


WILSON HOBRO

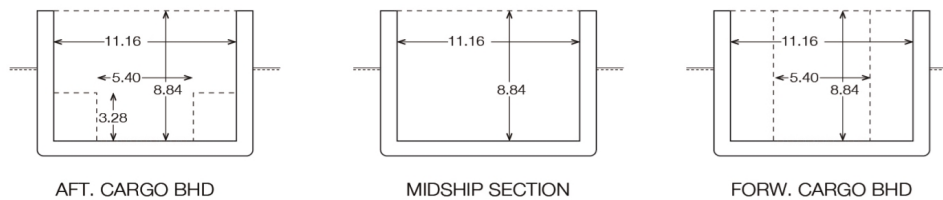
DEADWEIGHT GROUP
4000 dwt



HORIZONTAL PLANE



VERTICAL PLANE





Wilson Hobro

If not otherwise specified :
Dist/Dim in meters
Weights in m.tones

All details given in good faith without any guarantee

Ex. Hanseatic Trader
IMO NO 9229128
CALL SIGN 8PAO8
BUILD 2001
FLAG Barbados

Builders Shipyard Peters BV, [None]

Classification DNV GL / +100 A5 E2 General cargo ship Equipped for carriage of containers
DBC SOLAS-II-2, Reg.19 Strengthened fo heavy Cargo + MC E3 AUT

Length oa 89.25
Breadth mld 13.3
Depth mld 7.865
Draft summer 6.22
Deadweight summer draft 4338
Draft winter 6.08
Deadweight winter draft 4197
Gross tonnage 2896
Net tonnage 1613
Immersion(load draft) TPC 10.93
Mean draft of ship in heavy ballast 3.75
Distance from forward end of No.1 Hatch to aft end of last hatch 63
Hatch type Pontoon
Container (TEU) capacity Hold / Deck 106 / 75

Hatch details:

- a : Distance from waterline fully ballasted to top of hatch coamings
b : Distance from waterline fully loaded to top of hatch coamings
c : Distance from tank top to top of hatch coamings
d : Max permissible loading on hatch covers
e : Distance from ship's rail to inside hatch coamings
f : Height of hatch coamings
g : Hatch opening
h : No. of Loadingholes on hatchcovers X diameter in mm

Htch#	a	b	c	d	e	f	g	h
1	5.95	3.58	1.6	1.12	0.25	1.95	63 x 11.16	0 x 0

Remarks:

2 Moveable bulkhead, 5 positions.
ICE CLASS:
E2 at draft of 6.22m
E3 at draft up to 5.84m

Hold #	Bale		Grain		Hold dimensions
	cbm	cbft	cbm	cbft	
1	5808	205090	5808	205090	63 x 11.16 8.83

Communication

Type	No
Phone	+47 48180685

Email master.W-Hobro@wilsonfleet.no

Compartments	A	B	C	D	E	F	G	H	I	J	K	L	M	N	O	P
	623	877	1178	1206	1177	624	0	0	0	0	0	0	0	0	0	0

Max permissible load on deck/hatch-cover, mt/sqm 1.6
Max permissible load on tanktop, mt/sqm 15
Max air draft - 1 25.3
Max air draft - 2 0
Water ballast capacity 1563
MGO Capasity (Cbm) 240
IFO Capasity (Cbm) 0
Service speed, knots 12
Cargo gear No
Bow thruster 250 kW, Yes
Boxed No
Open hatch No
Rhine fitted No
Ammonium Nitrate fitted Yes
FeSi fitted Yes
Keel to top antenna fwd/aft 24 / 29
Keel to top antenna fwd/aft - lowered mast 13.5 / 27