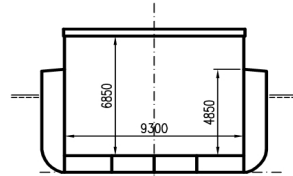
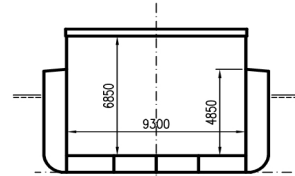


# THEBE

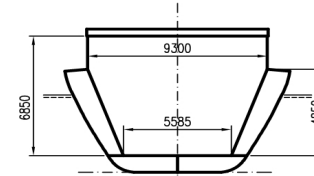
DEADWEIGHT GROUP  
1850 – 2400 dwt



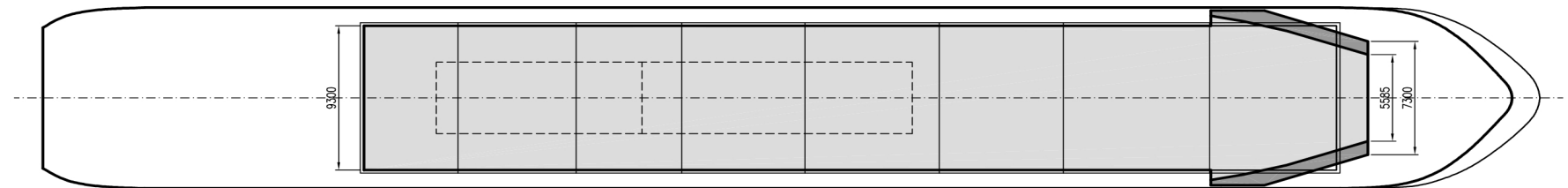
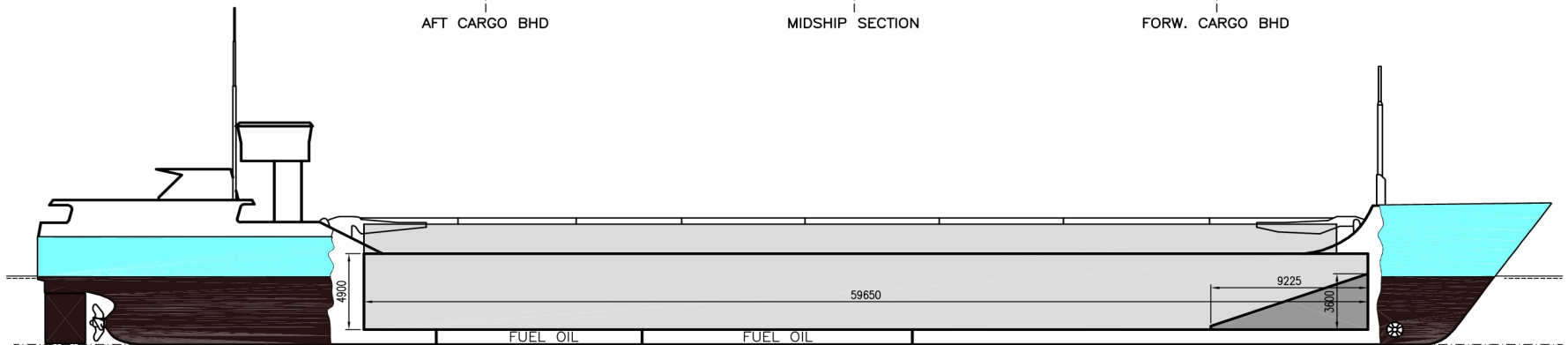
AFT CARGO BHD



MIDSHIP SECTION



FORW. CARGO BHD



# Thebe

If not otherwise specified :  
Dist/Dim in meters  
Weights in m.tones

All details given in good faith without any guarantee

**Ex.**  
**IMO NO** 9199696  
**CALL SIGN** V2OS  
**BUILD** 2000  
**FLAG** Antigua and Barbuda

<b>Builders</b>	TULCEA Shipyard S/A, Romania	<b>Max permissible load on deck/hatch-cover, mt/sqm</b>	1,56
<b>Classification</b>	BV / I 3/3 E AUT MC Fin/Swe Ice Class 1B	<b>Max permissible load on tanktop, mt/sqm</b>	15
<b>Length oa</b>	89,6	<b>Max air draft - 1</b>	18,5
<b>Breadth mld</b>	11,65	<b>Max air draft - 2</b>	9,7
<b>Depth mld</b>	5,8	<b>Water ballast capacity</b>	1118
<b>Draft summer</b>	4,48	<b>MGO Capacity (Cbm)</b>	147
<b>Deadweight summer draft</b>	2460	<b>IFO Capacity (Cbm)</b>	0
<b>Draft winter</b>	4,39	<b>Service speed, knots</b>	11
<b>Deadweight winter draft</b>	2370	<b>Cargo gear</b>	No
<b>Gross tonnage</b>	1846	<b>Bow thruster</b>	185 kW, Yes
<b>Net tonnage</b>	1081	<b>Boxed</b>	Yes
<b>Immersion(load draft) TPC</b>	9,56	<b>Open hatch</b>	Yes
<b>Mean draft of ship in heavy ballast</b>	3,6	<b>Rhine fitted</b>	Yes
<b>Distance from forward end of No.1 Hatch to aft end of last hatch</b>	57,81	<b>Ammonium Nitrate fitted</b>	Yes
<b>Hatch type</b>	Kvaerner Multifold Crocodile	<b>FeSi fitted</b>	Yes
<b>Container (TEU) capacity Hold / Deck</b>	52 / 72	<b>Keel to top antenna fwd/aft</b>	0 / 22,1
<b>Hatch details:</b>		<b>Keel to top antenna fwd/aft - lowered mast</b>	0 / 13,3

**Remarks:**

Vessel fitted with 2 movable bulkheads, 8 different positions.  
Free length on tanktop with both bulkheads in aft storage position about 58.50m.

- a : Distance from waterline fully ballasted to top of hatch coamings
- b : Distance from waterline fully loaded to top of hatch coamings
- c : Distance from tank top to top of hatch coamings
- d : Max permissible loading on hatch covers
- e : Distance from ship's rail to inside hatch coamings
- f : Height of hatch coamings
- g : Hatch opening
- h : No. of Loadingholes on hatchcovers X diameter in mm

Htch#	a	b	c	d	e	f	g	h
1	4,75	3,4	6,85	1,56	1,17	2	58,38 x 9,3	16 x 600

Hold #	Bale		Grain		Hold dimensions
	cbm	cbft	cbm	cbft	
1	3582	126512	3674	129748	57,8 x 9,3 x 6,85

**Communication**

Type	No
Phone	+49 1736130364
SatPhone	+870773153521
Email	thebe@fleet-sunship.de

Compartments	A	B	C	D	E	F	G	H	I	J	K	L	M	N	O	P
	562	196	430	851	92	700	508	196	226	0	0	0	0	0	0	0