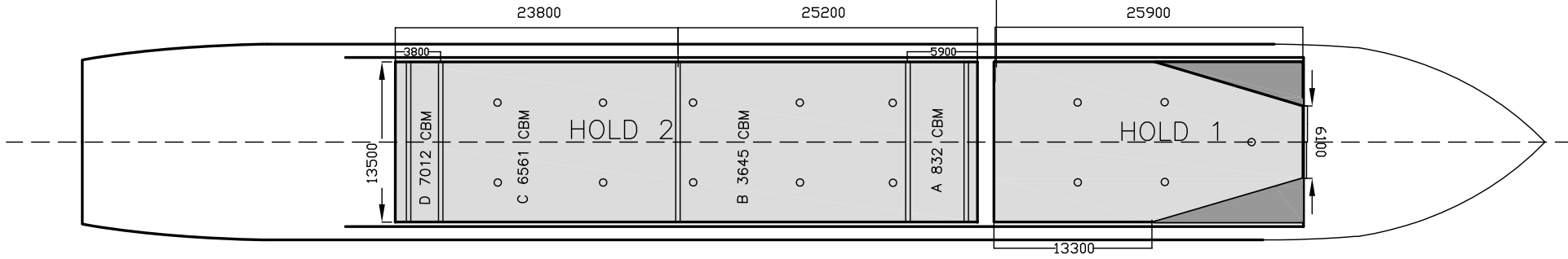
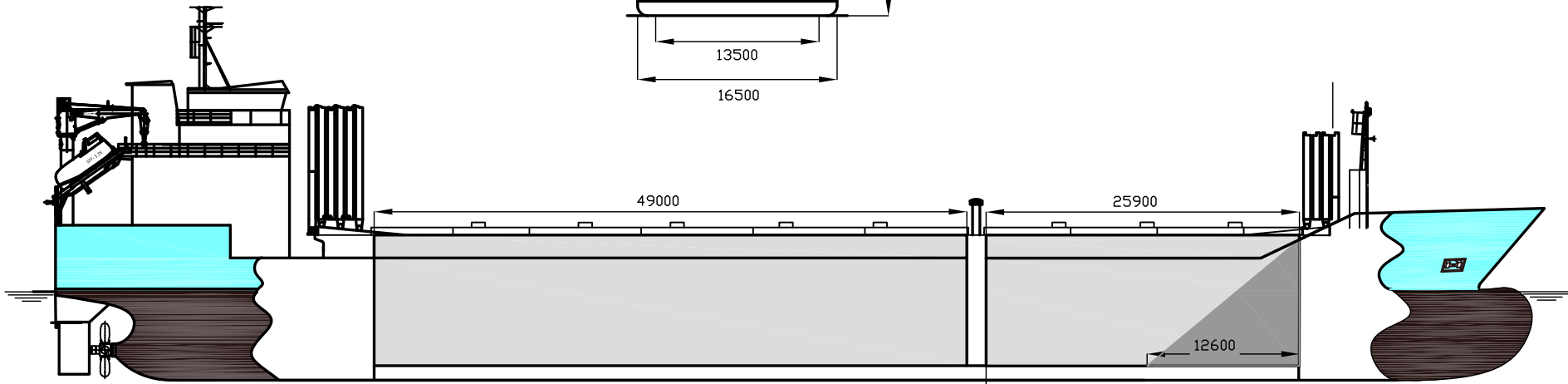
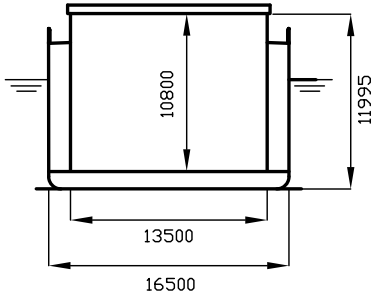


WILSON NORTH

DEADWEIGHT GROUP

8400 dwt





WILSON NORTH

If not otherwise specified :
Dist/Dim in meters
Weights in m.tons

All details given in good faith without guarantee

DWT GROUP 8000
IMO NO 9430947
CALL SIGN 9HA2312
BUILD 05/2010
FLAG Malta

Builders CSC Yichang Shipyard, Yichang, China
Classification GL / 100 A5 E1 G BMW SOLAS-II-2 Req.19DBC +MC E1 AUT
Length oa 123.10
Breadth mld 16.50
Depth mld 10.00
Draft summer 7.40
Deadweight summer draft 8304
Draft winter 7.25
Deadweight winter draft 8040
Gross tonnage 6118
Net tonnage 2925
Immersion(load draft) TPC 17.65
Mean draft of ship in heavy ballast 4.09
Distance from forward end of No.1 Hatch to aft end of last hatch 75.94
Hatch type Mac Gregor Folding type
Container (TEU) capacity Hold / Deck - / -

Max permissible load on deck, mt/sqm 3.50
Max permissible load on tanktop, mt/sqm 15.00
Max air draft - 1 28.23
Max air draft - 2 -
Distance from keel to top antenna -1 32.32
Distance from keel to top antenna -2 -
Water ballast capacity 2 942.00
Fuel main engine - capa.(cbm) 400.00
Fuel aux engine - capa.(cbm) 60.00
Speed service, knots 13.50
Cargo gear No
Bow thruster 400.kW . Yes
Boxed Yes
Double skin Yes
Open hatch Yes
Rhine fitted No
Ammonium Nitrate fitted Yes
FeSi fitted Yes

Hatch details:

- a : Distance from waterline fully ballasted to top of hatch coamings
b : Distance from waterline fully loaded to top of hatch coamings
c : Distance from tank top to top of hatch coamings
d : Max permissible loading on hatch covers
e : Distance from ship's rail to inside hatch coamings
f : Height of hatch coamings
g : Hatch opening
h : No. of Loadingholes on hatchcovers X diameter in mm

Remarks :

- Hold 1 semi-boxed with sloping plates 12.6m forward (see drawing).
Hold 2 boxed, one movable bulkhead in hold no. 2, three different positions + two parking positions. Bulkhead dim about 0.4m x 13.5m x 10.8m .
Bale/grain capacity at 7050 cbm for hold 2 is with bulkhead in fwd parking position. Cubic capacity with bulkhead in aft parking position is 7064 cbm.
Cubic capacity hold 2 without bulkhead is 7174 cbm.
Cubic capacity hold 2 with bulkhead in pos. 1, 2 and 3 is 7101 cbm.

Htch#	a b c d e f g							h	Hold#	Bale		Grain		Hold dimensions	Compartm :		Communication :		Equipment
										cbm	cbft	cbm	cbft		#	cbm	Type	No	
1	8.50	4.60	10.55	3.50	1.50	2.00	25.90 x 13.50	5 x 700 mm	1	3681	129 995	3681	129 995	25.90 x 13.50 x 10.845			Telex 1	4248311310	
2	7.50	4.60	10.55	3.50	1.50	2.00	49.70 x 13.50	10 x 700 mm	2	7050	248 960	7050	248 960	49.00 x 13.50 x 10.845			Telex 2	4248311311	
																Tlph 1	+47 47 61 33 01	Gsm	
																Tlph 2	+8816318	Iridium	
																Fax			
																Email	w-north@gtw.dualog.com		