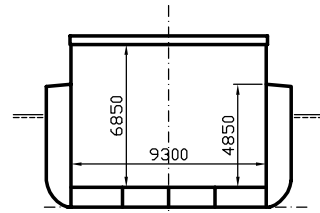


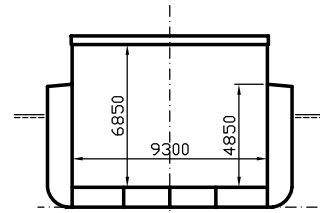


# HESTIA

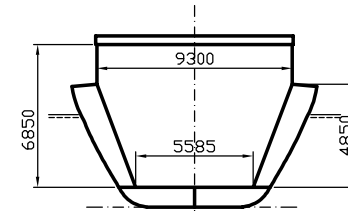
DEADWEIGHT GROUP  
1850 – 2400 dwt



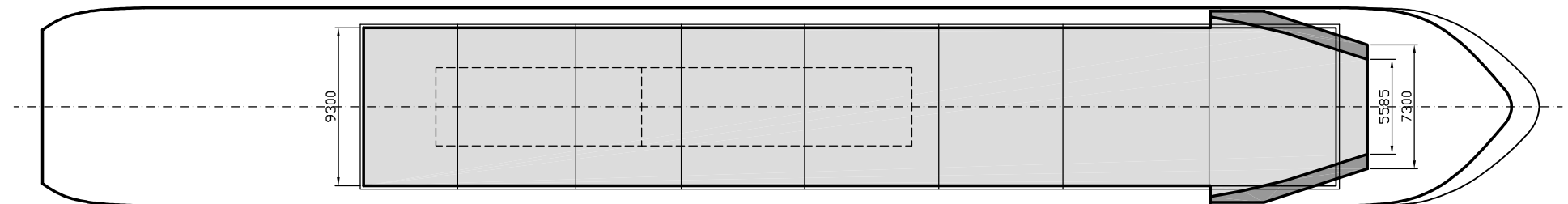
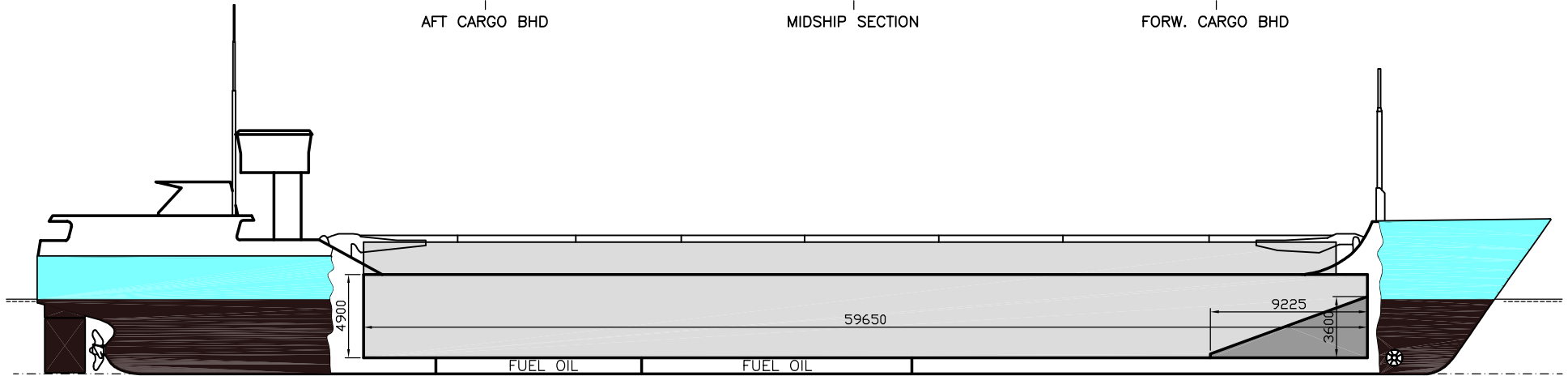
AFT CARGO BHD



MIDSHIP SECTION



FORW. CARGO BHD





# HESTIA

If not otherwise specified :  
Dist/Dim in meters  
Weights in m.tons

All details given in good faith without guarantee

DWT GROUP 1850-2400  
IMO NO 9177894  
CALL SIGN V2AS5  
BUILD 2000  
FLAG Antigua & Barbuda

**Builders** ..... TULCEA Shipyard S/A  
**Classification** ..... BV // I 3/3 E AUT MC Fin/Swe Ice Class 1B  
**Length oa** ..... 89.60  
**Breadth mld** ..... 11.65  
**Depth mld** ..... 5.80  
**Draft summer** ..... 4.48  
**Deadweight summer draft** ..... 2460  
**Draft winter** ..... 4.39  
**Deadweight winter draft** ..... 2370  
**Gross tonnage** ..... 1846  
**Net tonnage** ..... 1081  
**Immersion(load draft) TPC** ..... 9.56  
**Mean draft of ship in heavy ballast** ..... 3.12  
**Distance from forward end of No.1 Hatch to aft end of last hatch** ..... 57.81  
**Hatch type** ..... Kvaerner Multifold crocodile, with hydraulic control  
**Container (TEU) capacity Hold / Deck** ..... 52 / 72

**Max permissible load on deck, mt/sqm** ..... 1.00  
**Max permissible load on tanktop, mt/sqm** ..... 15.00  
**Max air draft - 1** ..... 19.88  
**Max air draft - 2** ..... 8.48  
**Distance from keel to top antenna -1** ..... 23.00  
**Distance from keel to top antenna -2** ..... 11.60  
**Water ballast capacity** ..... 1 118.03  
**Fuel main engine - capa.(cbm)** ..... 150.11  
**Fuel aux engine - capa.(cbm)** ..... -  
**Speed service, knots** ..... 11.00  
**Cargo gear** ..... No  
**Bow thruster** ..... .260.HP. . Yes  
**Boxed** ..... No  
**Double skin** ..... Yes  
**Open hatch** ..... Yes  
**Rhine fitted** ..... Yes  
**Ammonium Nitrate fitted** ..... Yes  
**FeSi fitted** ..... Yes

## Hatch details:

- a : Distance from waterline fully ballasted to top of hatch coamings  
b : Distance from waterline fully loaded to top of hatch coamings  
c : Distance from tank top to top of hatch coamings  
d : Max permissible loading on hatch covers  
e : Distance from ship's rail to inside hatch coamings  
f : Height of hatch coamings  
g : Hatch opening  
h : No. of Loadingholes on hatchcovers X diameter in mm

## Remarks :

- Vessel fitted with 2 movable bulkheads, 8 different positions.  
One bulkhead usually stowed in fwd. position, frame 111. Compartment No.1 then usually not used for bulk/breakbulk cargo.  
Free length on tanktop with one bulkhead in fwd. position and one bulkhead in aft storage position about 50.00m.  
Free length on tanktop with both bulkheads in aft storage position about 58.50m.

Htch#	Bale								Grain				Hold#	cbm	cbft	Hold dimensions	Compartment :		Communication :		Equipment
	a	b	c	d	e	f	g	h	#	cbm	Type	No									
1	4.64	3.34	6.85	1.56	1.18	2.00	57.81 x 9.30	0	1	3582	126 512	3674	129 748	57.81 x 9.30 x 6.85	1	562	Telex 1	430 402 073	Inmarsat		
															2	196	Telex 2				
															3	430	Tlph 1	+49 172 458 3573	Gsm		
															4	851	Tlph 2				
															5	92	Fax				
															6	700	Email				
															7	508					
															8	196					
															9	226					